

## INCOME

	2015	2016	2017	2018	2019	2020
BOD Investments	\$500.00	\$555.00				
Other Investments	\$0.00	\$207.43				
Fundraising	\$0.00	\$885.23				
YE Program	\$0.00	\$1,000.00				
Annual Gala	\$0.00	\$947.64				

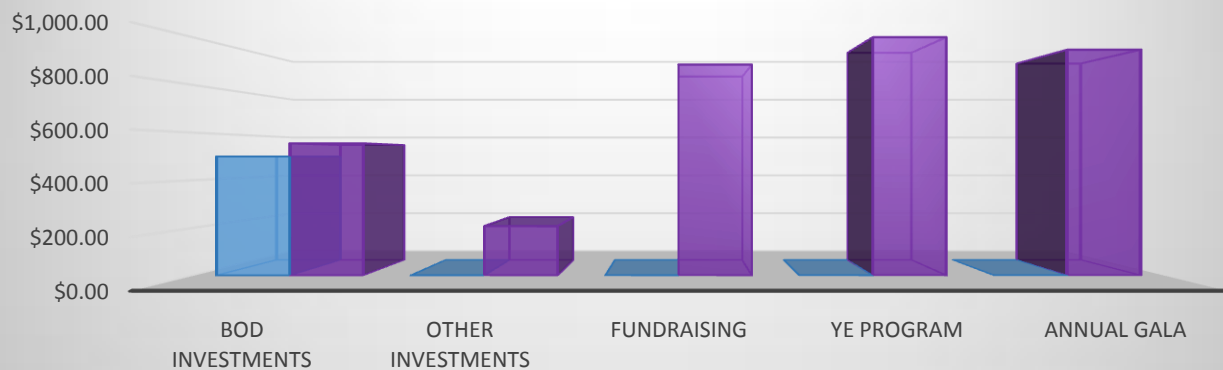
## EXPENSES

	2015	2016	2017	2018	2019	2020
Legal Compliance	\$1,748.00	\$160.10				
Operations	\$0.00	\$608.54				
Marketing	\$0.00	\$476.84				
Bank Charges	\$0.00	\$465.05				
Fundraising	\$0.00	\$244.18				
Donations Out	\$0.00	\$762.07				
Training/Education	\$0.00	\$1,800.00				
YE Program	\$0.00	\$121.82				
Annual Gala	\$0.00	\$4,016.04				

## NET INCOME (NET LOSS)

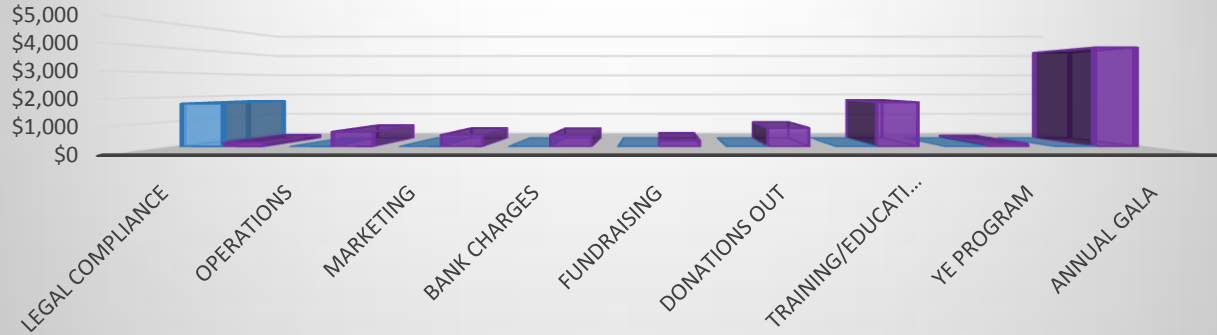
	2015	2016	2017	2018	2019	2020
Income	\$500.00	\$3,595.30	\$0.00	\$0.00	\$0.00	\$0.00
Expense	\$1,748.00	\$8,654.64	\$0.00	\$0.00	\$0.00	\$0.00
<b>Net Income (Net Loss)</b>	<b>(\$1,248)</b>	<b>(\$5,059)</b>	\$0	\$0	\$0	\$0

## INCOME



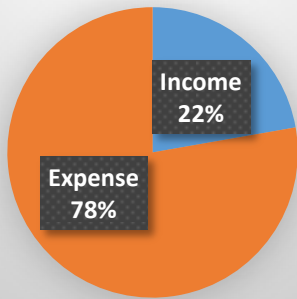
	BOD Investments	Other Investments	Fundraising	YE Program	Annual Gala
2015	\$500.00	\$0.00	\$0.00	\$0.00	\$0.00
2016	\$555.00	\$207.43	\$885.23	\$1,000.00	\$947.64

## EXPENSES

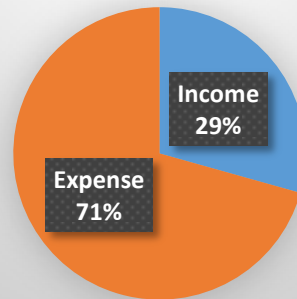


	Legal Compliance	Operations	Marketing	Bank Charges	Fundraising	Donations Out	Training/Education	YE Program	Annual Gala
2015	\$1,748.00	\$0.00	\$0.00	\$0.00	\$0.00	\$0.00	\$0.00	\$0.00	\$0.00
2016	\$160.10	\$608.54	\$476.84	\$465.05	\$244.18	\$762.07	\$1,800.00	\$121.82	\$4,016.04

2015



2016



## Net Income (Net Loss)

